

The gamma-ray background from dark matter annihilation



Jesús Zavala Franco



Main collaborators:

Mattia Fornasa (U. of Nottingham)
Miguel A. Sánchez-Conde (KIPAC/SLAC)
Mark Vogelsberger (CfA, Cambridge)
Francisco Prada (IFT, Madrid)

Preliminary Results

Mark Vogelsberger (CfA, Cambridge)
Tracy Slatyer (IAS, Princeton)
Abraham Loeb (CfA, Cambridge)
Volker Springel (HITS, Heidelberg)
PRD, 83, 12, 2011 (arXiv: [1103.0776](#))

Volker Springel (HITS, Heidelberg)
Michael Boylan-Kolchin (UC, Irvine)
MNRAS, 405, 593, 2010 (arXiv: [0908.2428](#))

Dark Matter Signatures in the Gamma-ray Sky, May 2012

Outline

- **DM annihilation within the Galactic halo**
- **Extragalactic background from DM annihilation**
- **Simulated sky maps of the annihilation GB**
- **Energy spectrum of the GB**
- **Angular power spectrum of the GB**
- **Summary and Conclusions**

Annihilation within the Galactic halo

- Specific Intensity (energy of photons per unit area, time, solid angle and energy range received by the observer):

$$I(\psi) = f_{\text{PP}} \int_{\text{los}} \rho^2(r, \psi) dr$$

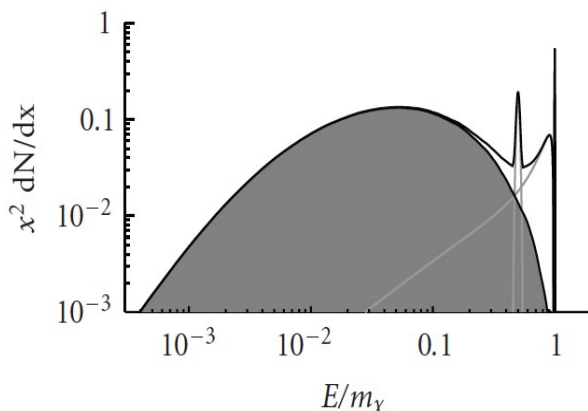
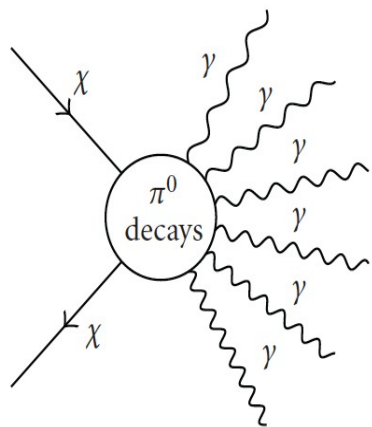
Annihilation within the Galactic halo

- Specific Intensity (energy of photons per unit area, time, solid angle and energy range received by the observer):

$$I(\psi) = f_{\text{PP}} \int_{\text{los}} \rho^2(r, \psi) dr$$

DM as an annihilating particle

Secondary photons (tree level)

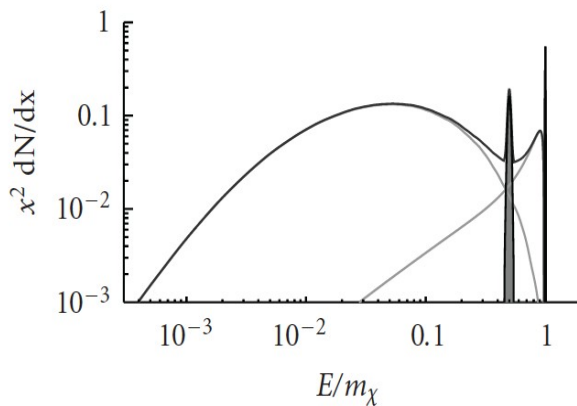
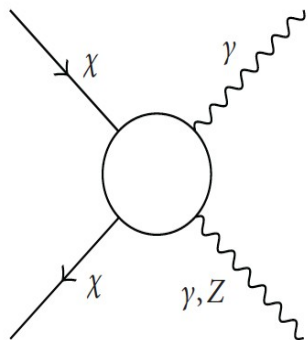


$$f_{\text{PP}} = \frac{(\sigma_{\text{ann}} v)}{8\pi m_{\chi}^2} \sum_i B_i \frac{dN_{\gamma}^i}{dE}$$

Prompt emission

Additional contribution to the gamma-ray photon yield:

Line signal (loop level $\mathcal{O}(\alpha^2)$)



IC scattering with background photons (CMB, stellar and infrared light)

Annihilation within the Galactic halo

- Specific Intensity (energy of photons per unit area, time, solid angle and energy range received by the observer):

$$I(\psi) = f_{\text{PP}} \int_{\text{los}} \rho^2(r, \psi) dr$$

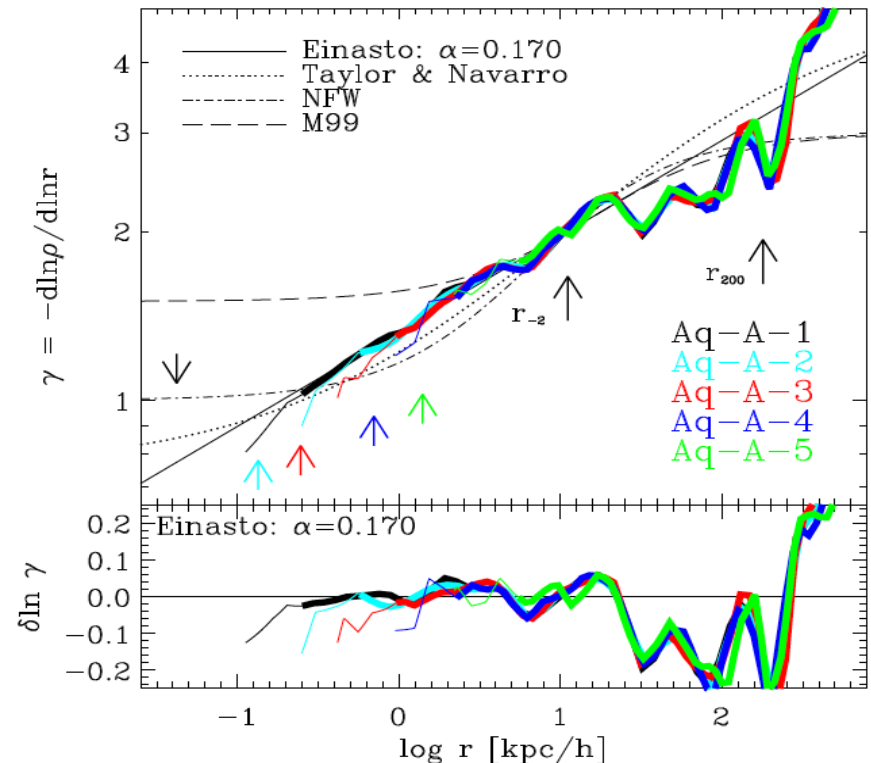
MW-size halo Aquarius project
Springel et al. 2008



DM clustering (N-body simulations)

Smooth component (Einasto profile)

$$\ln\left(\frac{\rho(r)}{\rho_{-2}}\right) = \left(\frac{-2}{\alpha}\right) \left[\left(\frac{r}{r_{-2}}\right)^\alpha - 1\right]$$



Navarro et al. 2008

Annihilation within the Galactic halo

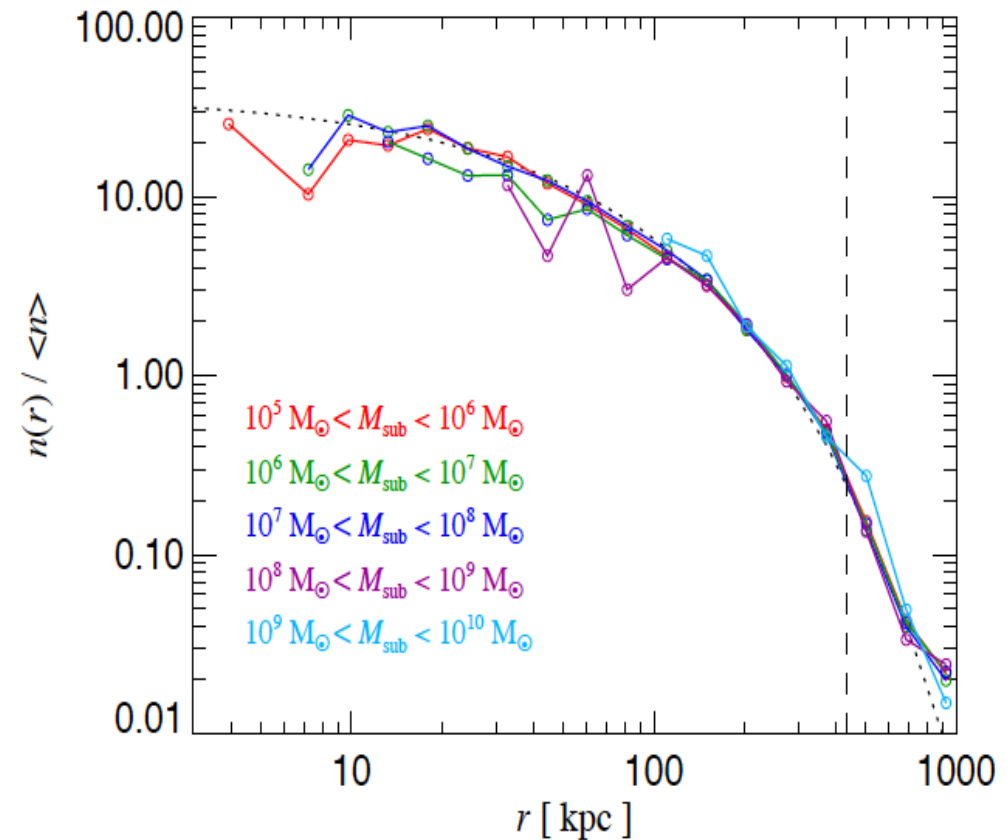
- Specific Intensity (energy of photons per unit area, time, solid angle and energy range received by the observer):

$$I(\psi) = f_{\text{PP}} \int_{\text{los}} \rho^2(r, \psi) dr$$

DM clustering (N-body simulations)

MW-size halo Aquarius project
Springel et al. 2008

Subhalo number density
("cored" Einasto)



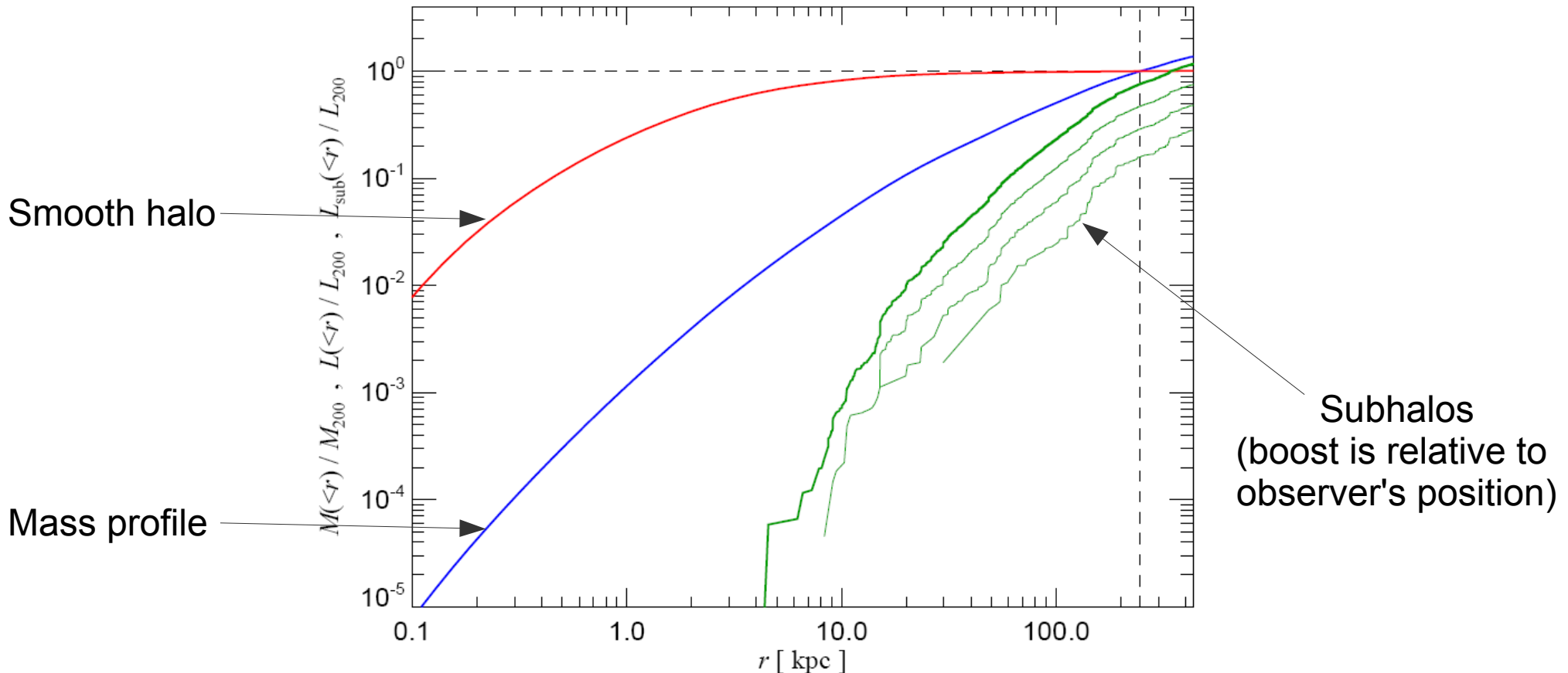
Inner subhalo profile is cuspy

Annihilation within the Galactic halo

- Specific Intensity (energy of photons per unit area, time, solid angle and energy range received by the observer):

$$I(\psi) = f_{\text{PP}} \int_{\text{los}} \rho^2(r, \psi) dr \quad \text{DM clustering (N-body simulations)}$$

Luminosity profile (from halo center)



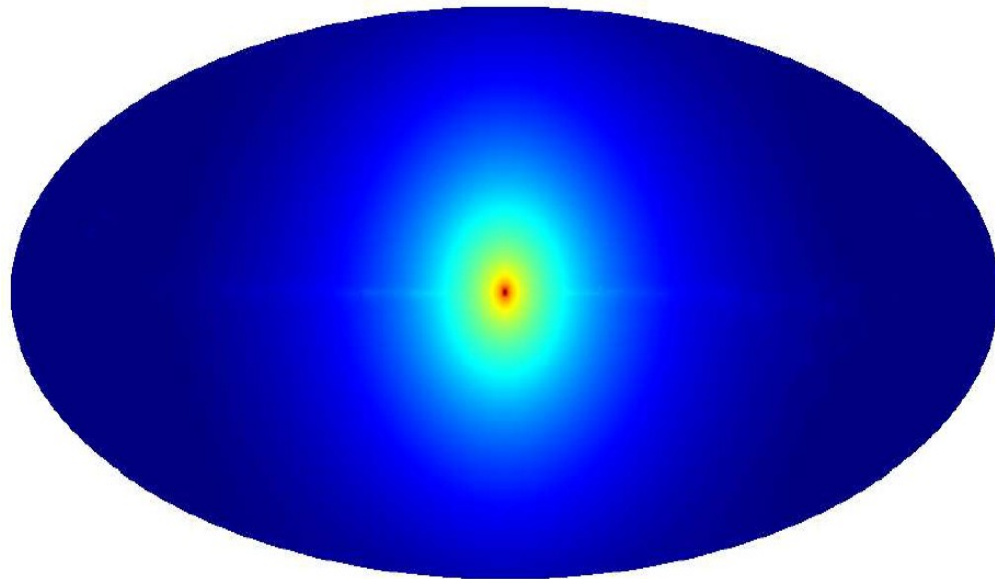
Springel et al. 2008

Annihilation within the Galactic halo

- Specific Intensity (energy of photons per unit area, time, solid angle and energy range received by the observer):

$$I(\psi) = f_{\text{PP}} \int_{\text{los}} \rho^2(r, \psi) dr$$


Observer at the solar circle



Smooth component (Einasto)
Prompt emission +
IC emission (ISRF)

-1.000000 3.000000

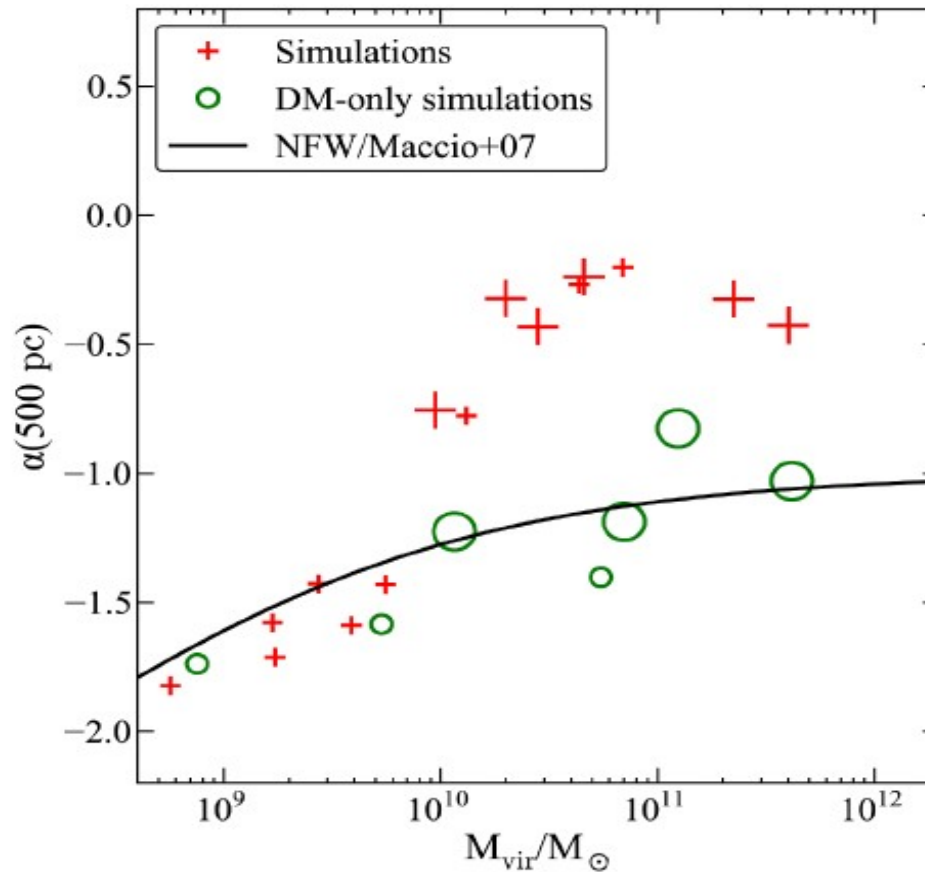
Aquarius subhalos
 $M_{\text{sub}} > 10^5 M_{\text{sun}}$



-1.000000 3.000000

Annihilation within the Galactic halo (uncertainties)

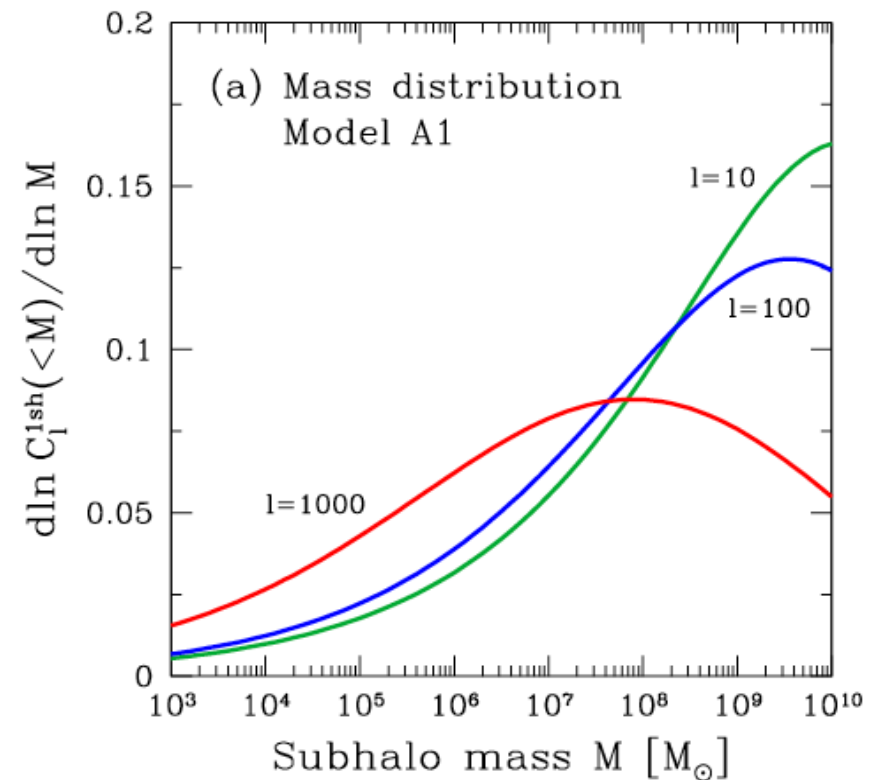
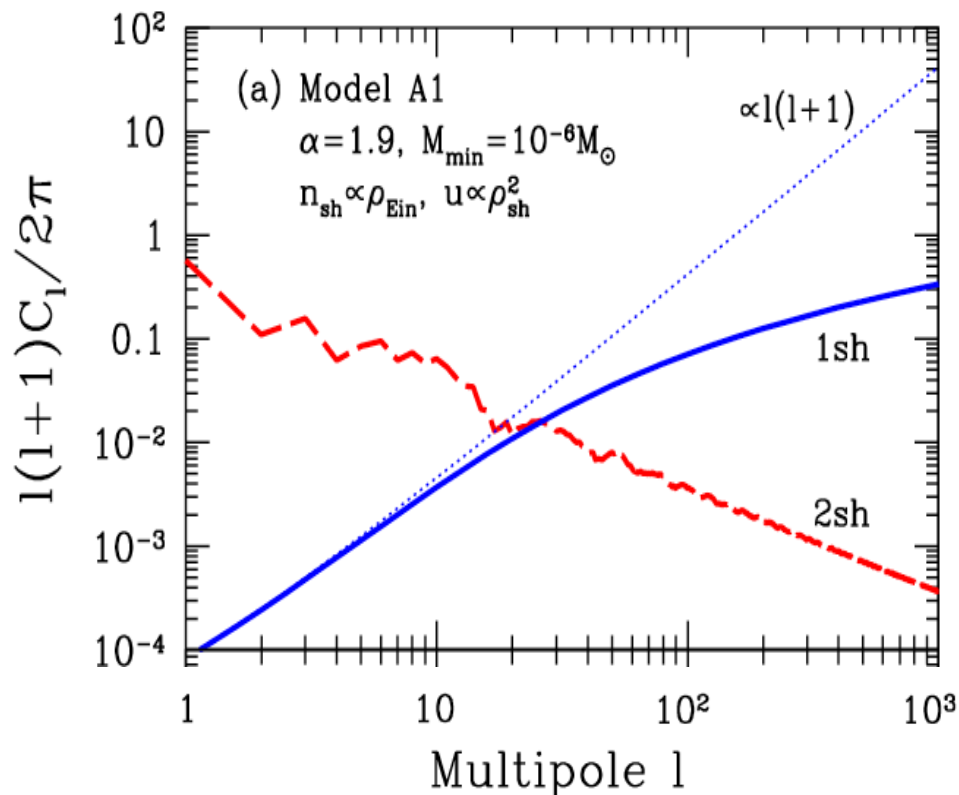
- Inner density profile (50% of total luminosity comes from within 3 kpc): effect of the central galaxy, adiabatic contraction (e.g. Mo et al. 2008) or development of a core by strong SN feedback (e.g. Governato et al. 2012). Factor of <10 difference between a Moore profile and a Burkert profile. **Less relevant if center is masked!**



Governato et al. 2012 (hydro sims)

Annihilation within the Galactic halo (uncertainties)

- Missing flux from substructures below $10^5 M_{\text{sun}}$ down to M_{min} : assume subhalo mass function, radial distribution, universal density profile, concentration-mass relation. Extrapolate from sims (Springel et al. 2008), mock realizations (Siegal-Gaskins 2008), analytical models calibrated with sims (Ando 2009, Kamionkowski et al. 2010).
- Total subhalo boost at the solar circle is < 0.01 ($10^5 M_{\text{sun}}$) > 1 ($10^{-6} M_{\text{sun}}$). **More relevant if center is masked!** Maybe not important for anisotropies:



Cosmic background radiation from DM annihilation

- Specific Intensity (cosmological dimming and photon absorption)

$$I(\psi) = \int_{\text{los}} f_{\text{PP}}(E_\gamma, z) \rho^2(\lambda(z), \psi) e^{-\tau_{\text{EBL}}(z, E_\gamma)} d\lambda$$

Cosmic background radiation from DM annihilation


- Specific Intensity (cosmological dimming and photon absorption)

$$I(\psi) = \int_{l_{\text{os}}} f_{\text{PP}}(E_\gamma, z) \rho^2(\lambda(z), \psi) e^{-\tau_{\text{EBL}}(z, E_\gamma)} d\lambda$$

- Contribution from all dark matter structures along the line of sight of the observer (no contribution from unclustered DM).

Millennium-II simulation
Boylan-Kolchin et al. 2009

140 Mpc box
10 billion particles ($m_p \sim 10^7 M_{\text{sun}}$)
 $M_{\text{res}} \sim 10^9 M_{\text{sun}}$ (100 particles)



Cosmic background radiation from DM annihilation

- Specific Intensity (cosmological dimming and photon absorption)

$$I(\psi) = \int_{l_{\text{os}}} f_{\text{PP}}(E_\gamma, z) \rho^2(\lambda(z), \psi) e^{-\tau_{\text{EBL}}(z, E_\gamma)} d\lambda$$

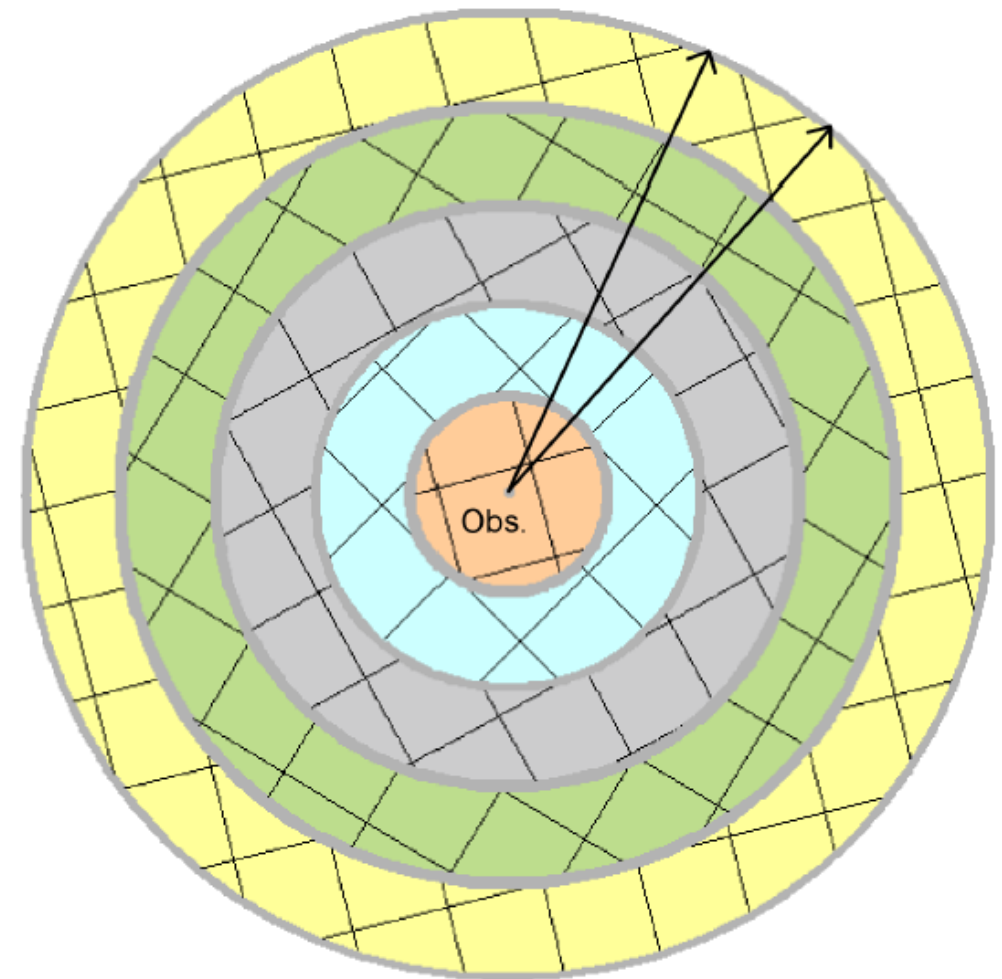
Past light cone simulation
(Zavala et al. 2010, Fornasa, JZ, et al. 2012)

Spatial and temporal evolution given by MS-II

Total luminosity of DM (sub)halos
(NFW profile):

$$L' \equiv L_{\text{ann}} = 1.23 \frac{V_{\text{max}}^4}{G^2 r_{\text{max}}} \left[1 - \frac{1}{(1 + c_{200})^3} \right]$$


Luminosity doubles for Einasto profile



Cosmic background radiation from DM annihilation

- Specific Intensity (cosmological dimming and photon absorption)


$$I(\psi) = \int_{l_{\text{os}}} f_{\text{PP}}(E_\gamma, z) \rho^2(\lambda(z), \psi) e^{-\tau_{\text{EBL}}(z, E_\gamma)} d\lambda$$



-1.000000 3.000000

Integration up to $z=2$, $E=4\text{GeV}$
(90% of prompt gamma-ray emission at $z<1$)

Nearby structures $E=4\text{GeV}$
(first shell 30 Mpc)

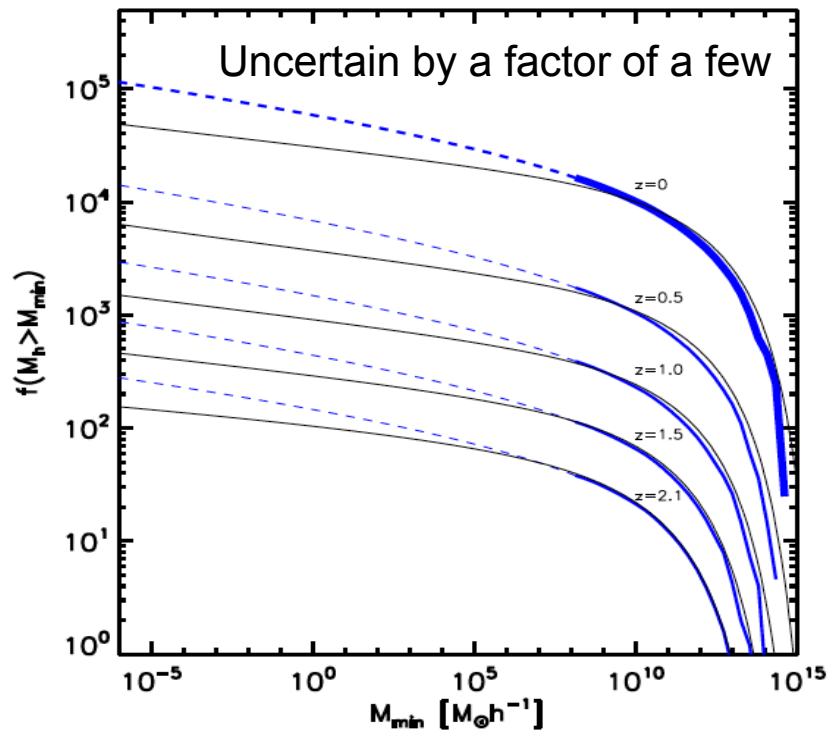


-1.000000 2.000000

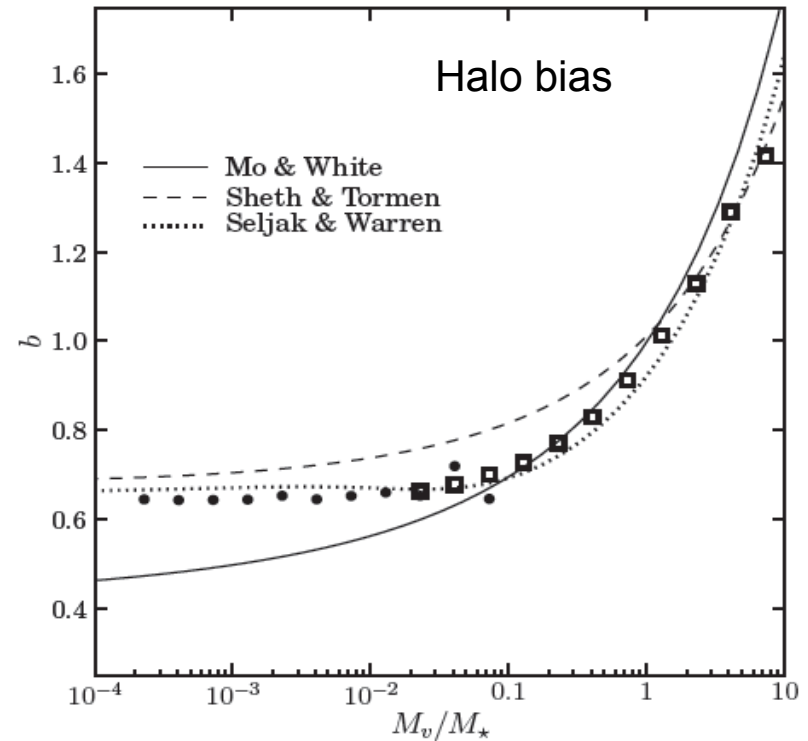
CBR from DM annihilation (uncertainties)

- Inner density profile: effect of the central galaxy for massive halos (cuspy or cored). **Less relevant once $M < 10^9 M_{\text{sun}}$ (sub)halos are considered, they dominate the signal.**
- Extrapolation to “main” halos below $M < 10^9 M_{\text{sun}}$ and down to M_{min} : assume halo mass function, universal density profile, concentration-mass relation, halo clustering.

Zavala et al. 2010



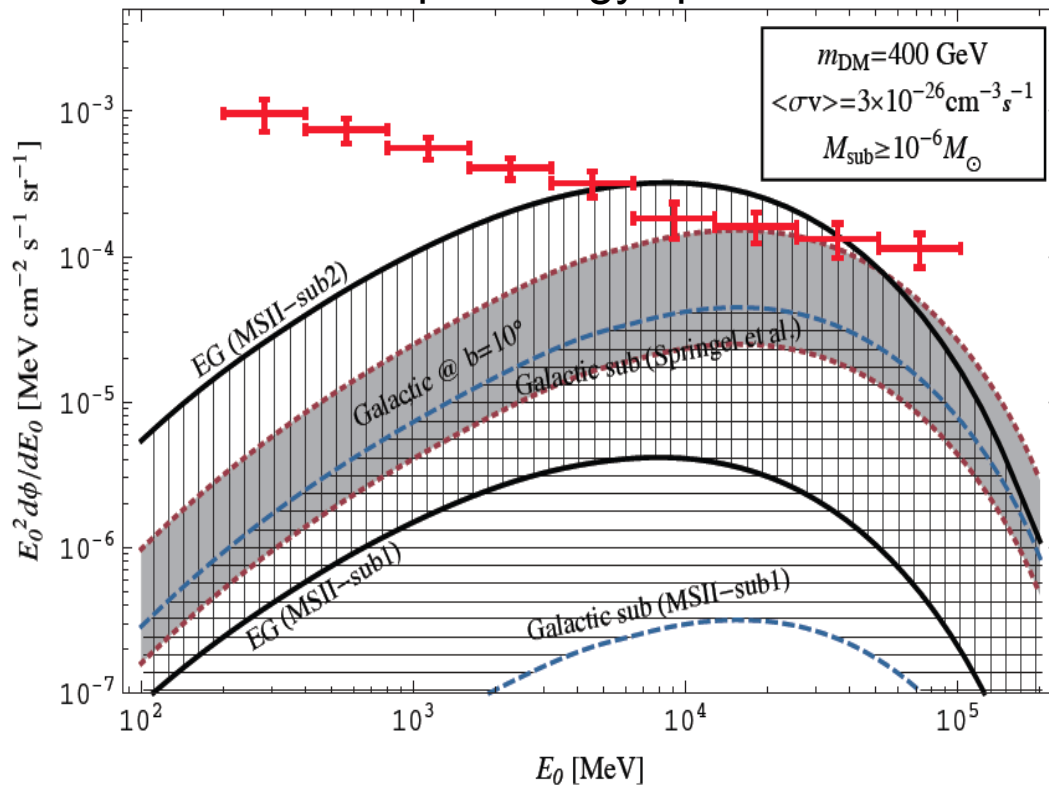
Boylan-Kolchin et al. 2009



- Substructures within halos have a dominant role for external observers. Uncertainty depends on subhalo abundance as a function of halo mass: total boosts to the CBR vary between a factor of 10 - 1000 for $M_{\text{min}} = 10^{-6} M_{\text{sun}}$ (Zavala et al. 2010, Sanchez-Conde et al. 2011, Fornasa, JZ et al. 2012). **Largest source of uncertainty!**

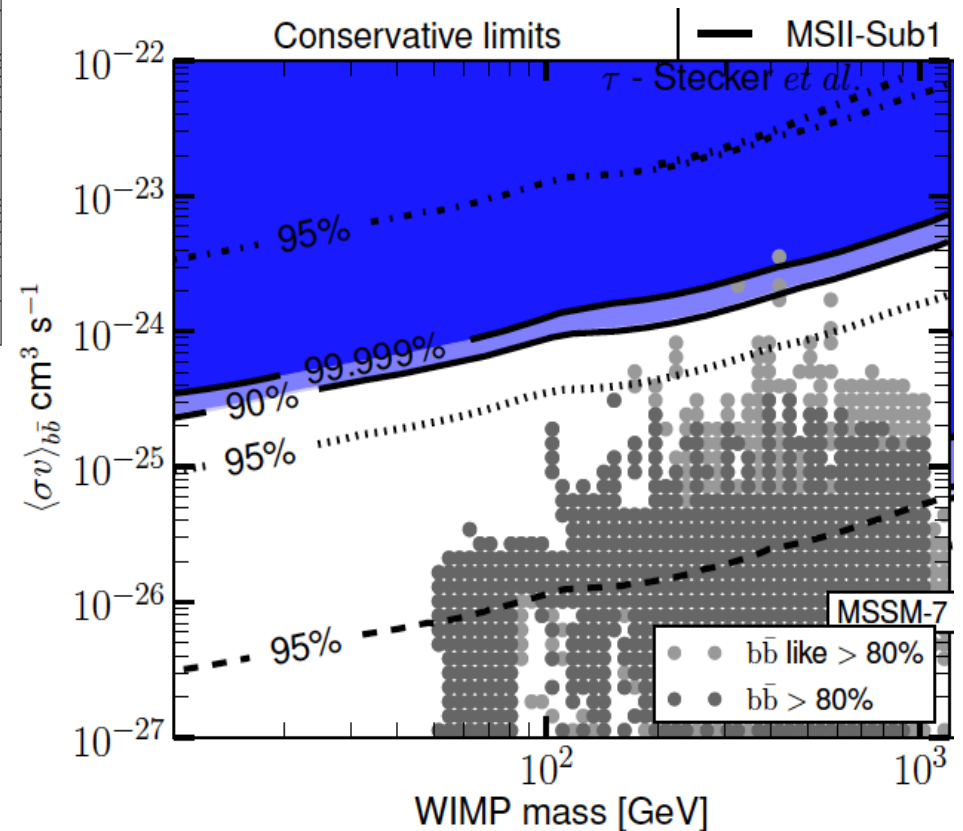
Constraints to the annihilation cross section from the Isotropic Gamma-ray Background

Isotropic energy spectrum



Abdo et al. 2010 based on Zavala et al. 2010
 And Springel et al. 2008

Competitive limits



Constraints on Sommerfeld-enhanced annihilation

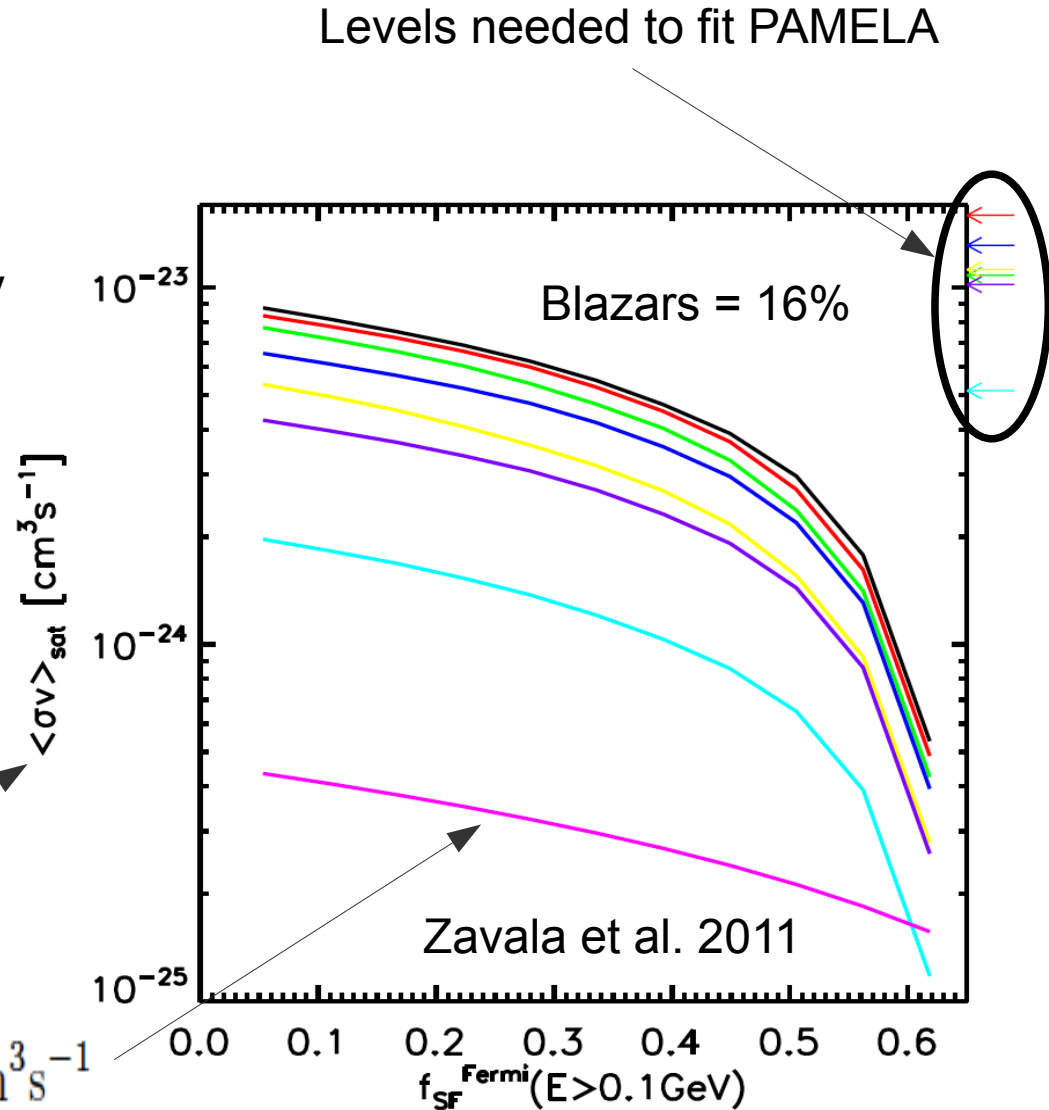
- Benchmark models from Finkbeiner et al. 2011
- New force carrier in the “dark sector”
(Arkani-Hamed et al. 2009)
- Annihilation cross section enhanced by a Sommerfeld mechanism
- Fit to the cosmic ray excesses measured by PAMELA and Fermi
- Correct relic density
- Allowed by bounds from the CMB
- IC contribution dominates the photon yield

Constraints on Sommerfeld-enhanced annihilation

- Benchmark models from Finkbeiner et al. 2011
- New force carrier in the “dark sector” (Arkani-Hamed et al. 2009)
- Annihilation cross section enhanced by a Sommerfeld mechanism
- Fit to the cosmic ray excesses measured by PAMELA and Fermi
- Correct relic density
- Allowed by bounds from the CMB
- IC contribution dominates the photon yield

Maximum cross section allowed by Fermi data. Extragalactic annihilation only and minimum subhalo boost!

$$m_\chi \sim 200 \text{ GeV}, \chi\chi \rightarrow b\bar{b} \text{ and } \langle\sigma v\rangle \sim 6.2 \times 10^{-27} \text{ cm}^3 \text{ s}^{-1}$$



Constraints on Sommerfeld-enhanced annihilation

- Benchmark models from Finkbeiner et al. 2011

- New force carrier in the “dark sector” (Arkani-Hamed et al. 2009)

- Annihilation cross section
Sommerfeld enhanced

- Fit to the cosmic positron
PAMELA and Fermi

- Correct relic density

- Allowed by both

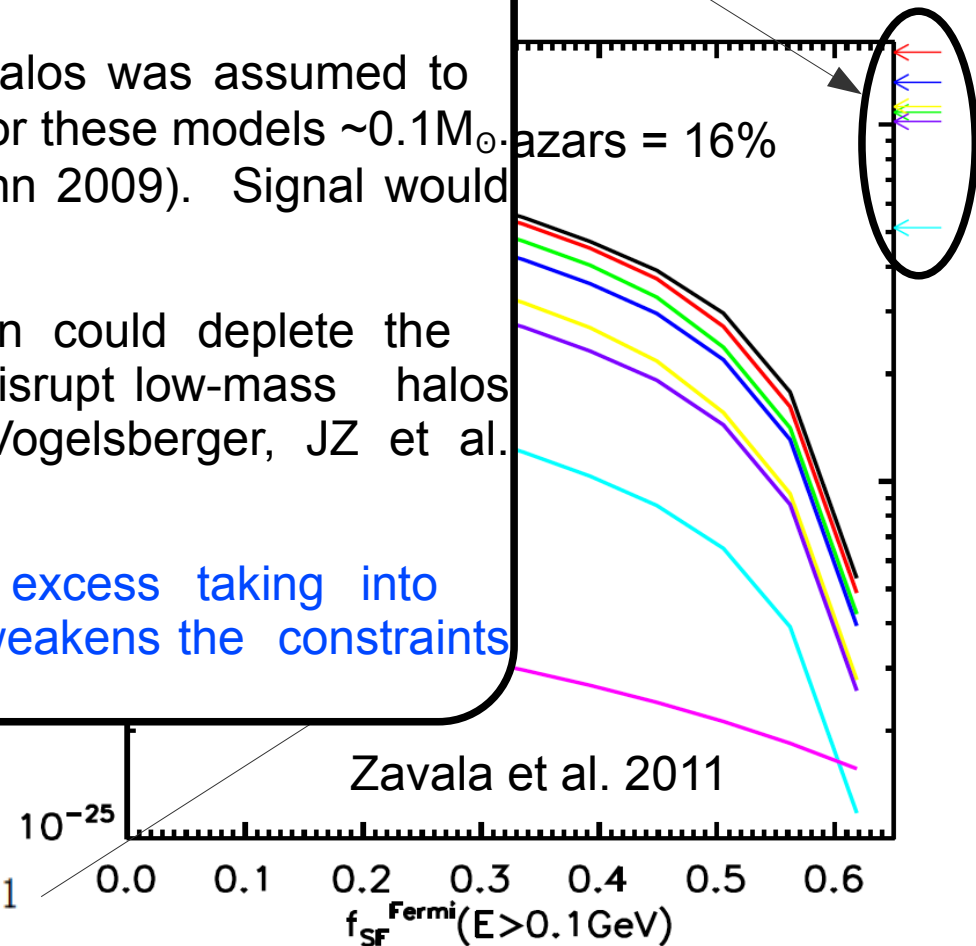
- IC contribution

Caveats

- Minimum mass for bound halos was assumed to be $10^{-6}M_{\odot}$. It can be higher for these models $\sim 0.1M_{\odot}$ (Feng et al. 2010, Bringmann 2009). Signal would be reduced by a factor of ~ 2 .
- Self-scattering cross section could deplete the central density cusps and disrupt low-mass halos (Loeb and Weiner 2011, Vogelsberger, JZ et al. 2012).
- Fits to PAMELA positron excess taking into account local substructure weakens the constraints (Slatyer et al. 2011).

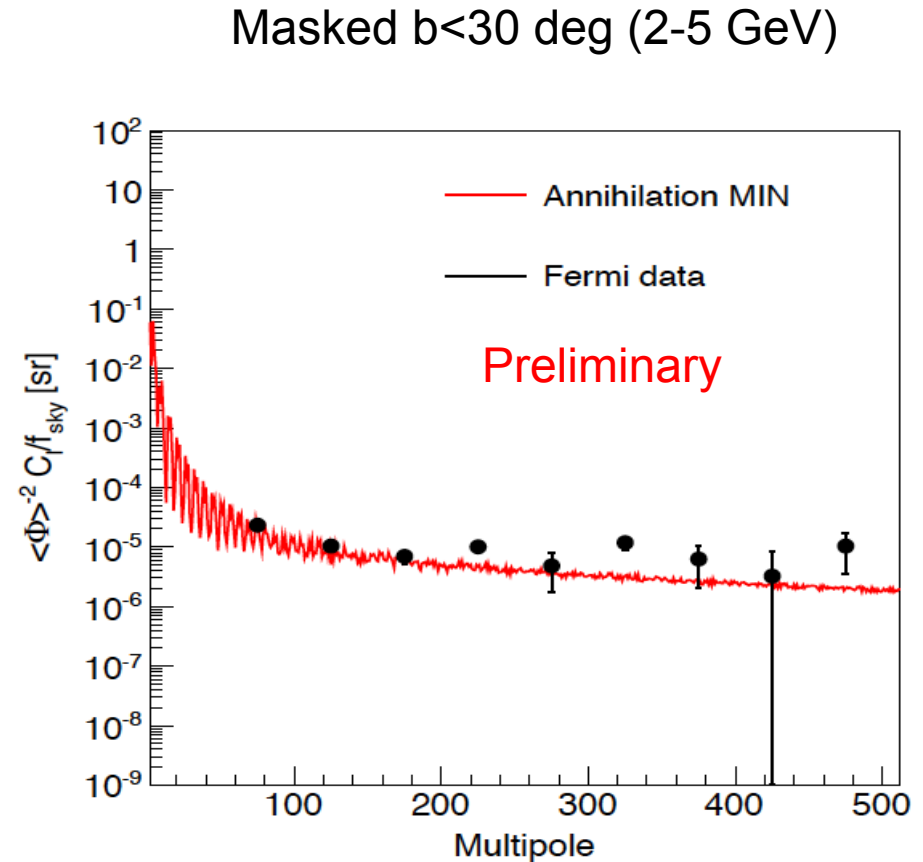
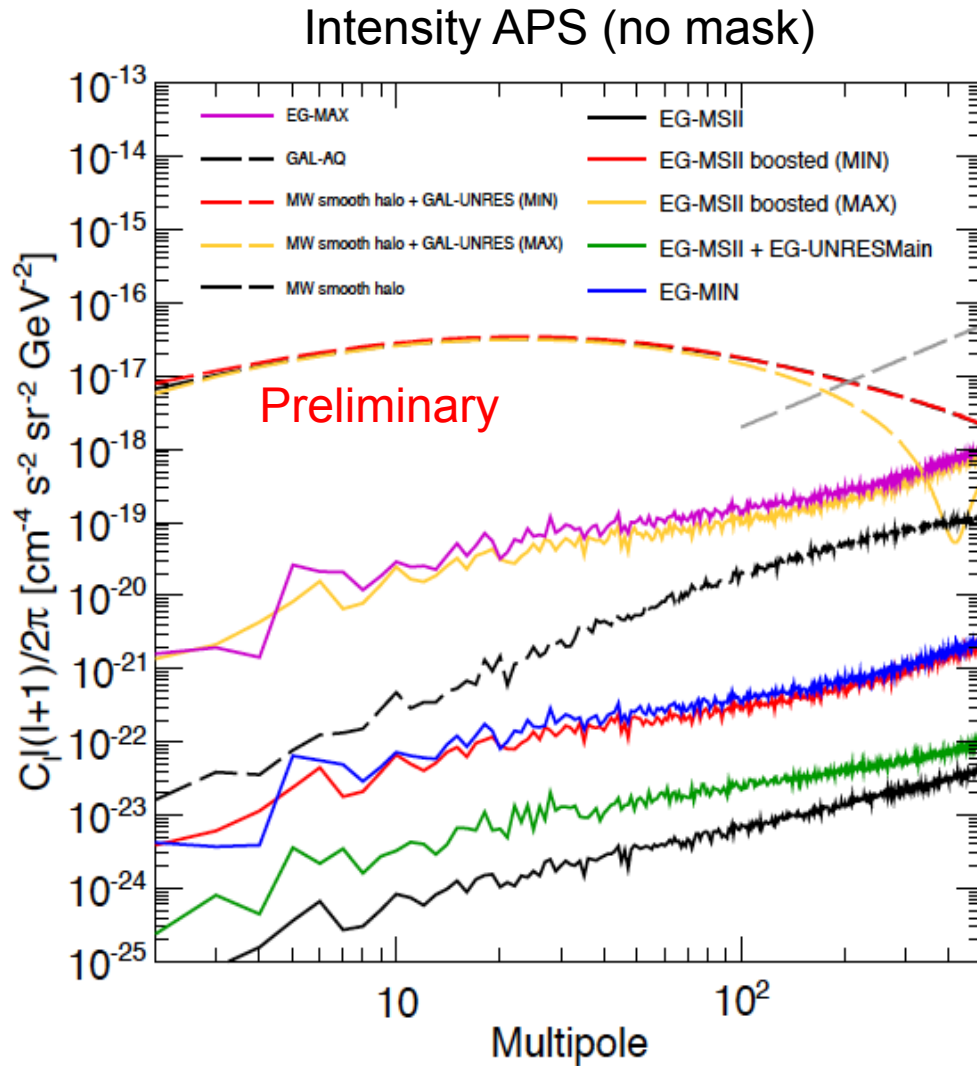
Maximum cross section
Fermi data. Extragalactic annihilation
only and minimum subhalo boost!

Levels needed to fit PAMELA



$$m_{\chi} \sim 200 \text{ GeV}, \chi\chi \rightarrow b\bar{b} \text{ and } \langle\sigma v\rangle \sim 6.2 \times 10^{-27} \text{ cm}^3 \text{ s}^{-1}$$

Revised predictions on the anisotropy of the Gamma-ray Background



FLUCTUATION APS!!

Summary and Conclusions

- The Gamma-ray Background is a powerful observation to constrain dark matter annihilation (although not as clean as the CMB). It offers competitive constraints to those from the MW satellites and the GC.
- If the value of the minimum self-bound (sub)halo mass is several orders of magnitude below current simulations then the background is dominated by low-mass sub(halos), where the complications of galaxy formation are irrelevant.
- The largest uncertainty comes from the extrapolation on the abundance and clustering of the lowest masses of the DM hierarchy, particularly from substructures
- The GB energy spectrum already puts strong constraints, specially when other astro sources are considered such as blazars. These constraints are particularly stringent for Sommerfeld-enhanced models.
- The GB angular power spectrum offers a complimentary constraint which is worthy to explore, specially through its energy dependence.